

APRIL 2018

ILLINOIS POVERTY UPDATE

Millions of people in Illinois experience poverty or are living on the brink. That societal position keeps opportunities out of their reach and nearly guarantees worse outcomes in every quality of life domain—making ALL of us worse off.

- Almost **one-third of Illinoisans are poor or low income.**
- **Poverty remains higher than pre-recession levels**—which means that Illinois is doing worse than the national average at recovering from recession-era losses.
- **Poverty continues to grow in the Chicago suburbs**, as it has over the past few decades.
- **Children, women, and people of color** have the highest poverty rates.
- **Women's poverty rates** are over 20 percent higher than men's.
- **Certain gender and racial groups are much more likely to experience poverty than others:** black women experience poverty at a rate 3.5 times higher than white men, while black men's poverty rate is 3.2 times higher and Latina women's is 2.5 times higher than white men.

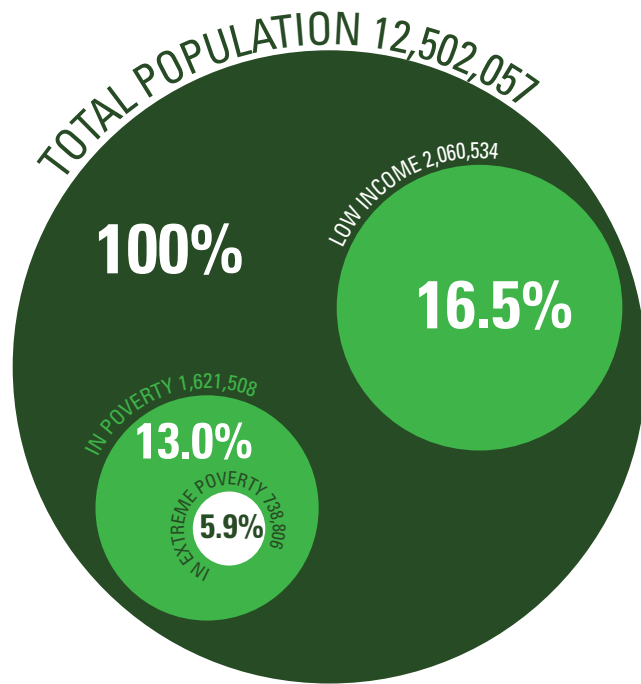
Discriminatory practices, policies, and social structures contribute to highly disparate poverty rates for women—especially when they are members of other historically oppressed groups, such as people of color, trans people, and people with disabilities. These persistent disparities by gender and race demand that we dismantle policies that perpetuate them.

Watch for an in-depth exploration later this year of the forces that contribute to gender-based poverty disparities. [Sign up](#) for our mailing list.

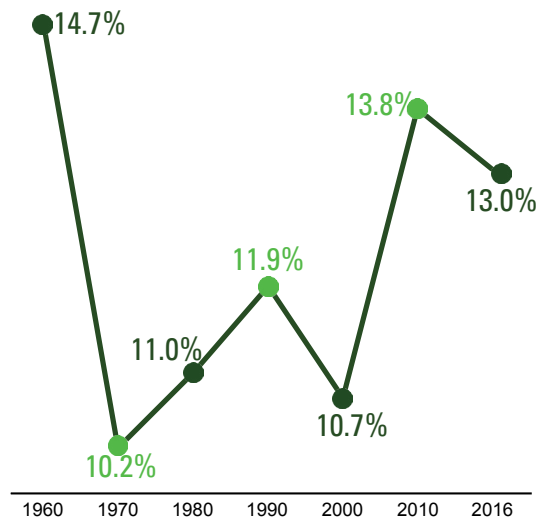
**HEARTLAND
ALLIANCE**
ENDING POVERTY

POVERTY IN ILLINOIS





Scale of Illinois poverty, 2016 ¹



Illinois Poverty Over Time ²

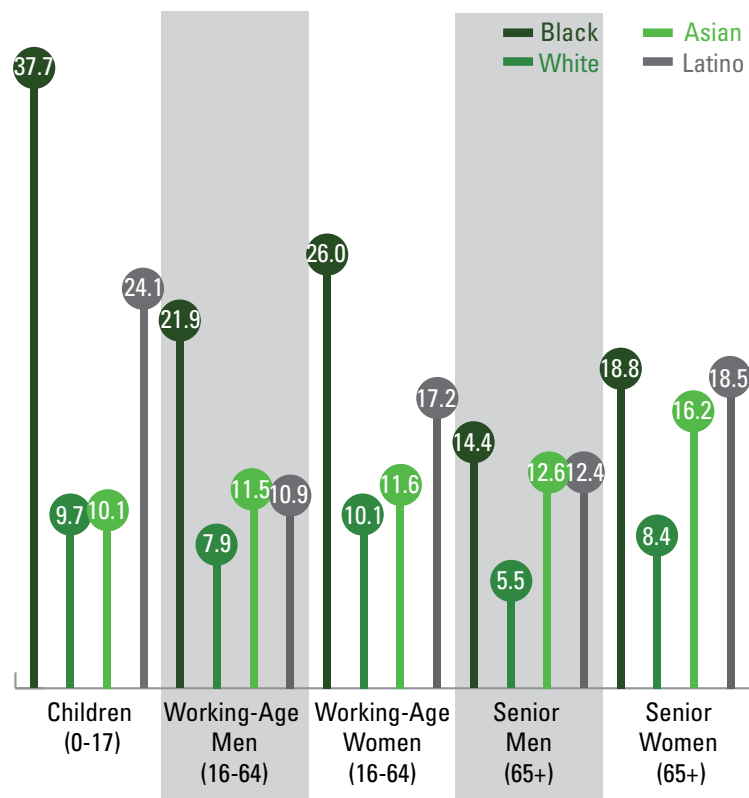


Federal Poverty Thresholds, 2016 ³

Family Size	Extreme Poverty (0-49% FPL)	Poverty (0-99% FPL)	Low Income (100-199% FPL)
	\$6,243	\$12,486	\$24,972
	\$8,036	\$16,072	\$32,144
	\$9,387	\$18,774	\$37,548
	\$12,378	\$24,755	\$49,510

POPULATIONS IN POVERTY

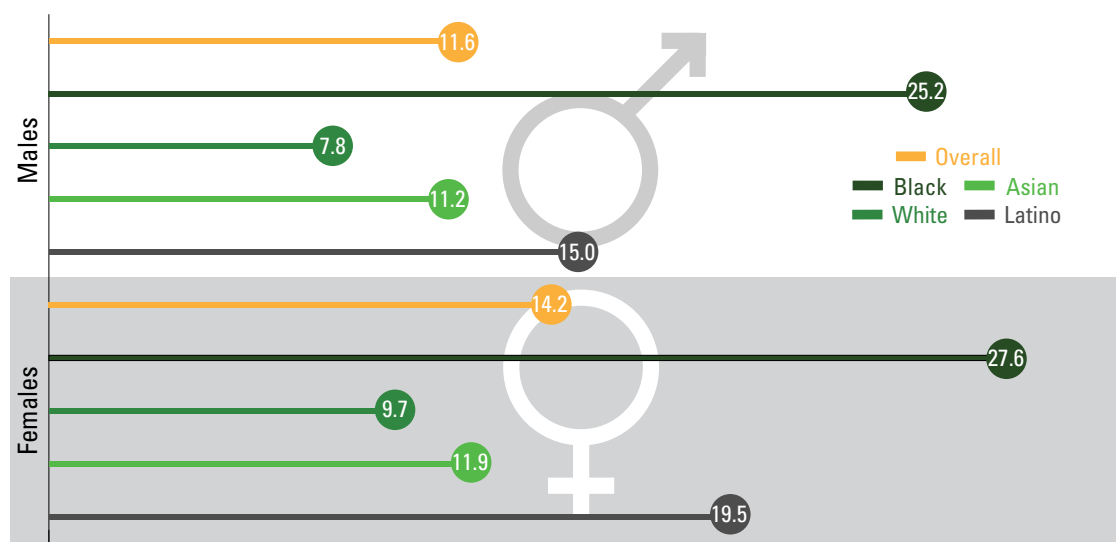
Percent of Illinoisans in Poverty by Race, Ethnicity, Age, and Gender, 2016 ⁴



Illinois Poverty by Race, Ethnicity, and Age, 2016 ⁵

Group	Number	Rate
Total	1,621,508	13.0%
Children	511,679	17.7%
Working Age	943,685	12.1%
Seniors	166,144	9.2%
White	677,086	8.8%
Black	458,785	26.5%
Latino	368,886	17.2%
Asian	77,595	11.6%

Percent of Illinoisans in Poverty by Race, Ethnicity, and Gender, 2016 ⁶

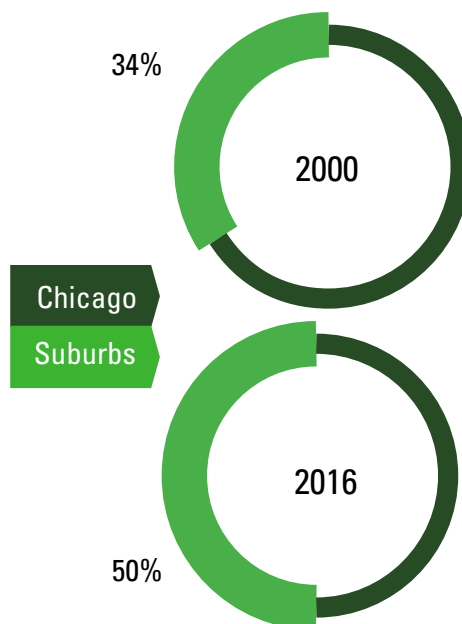


CHICAGO REGION

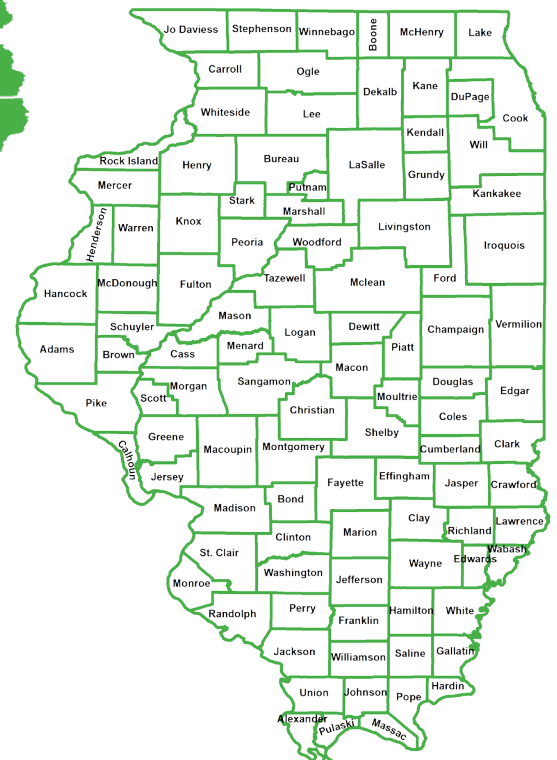
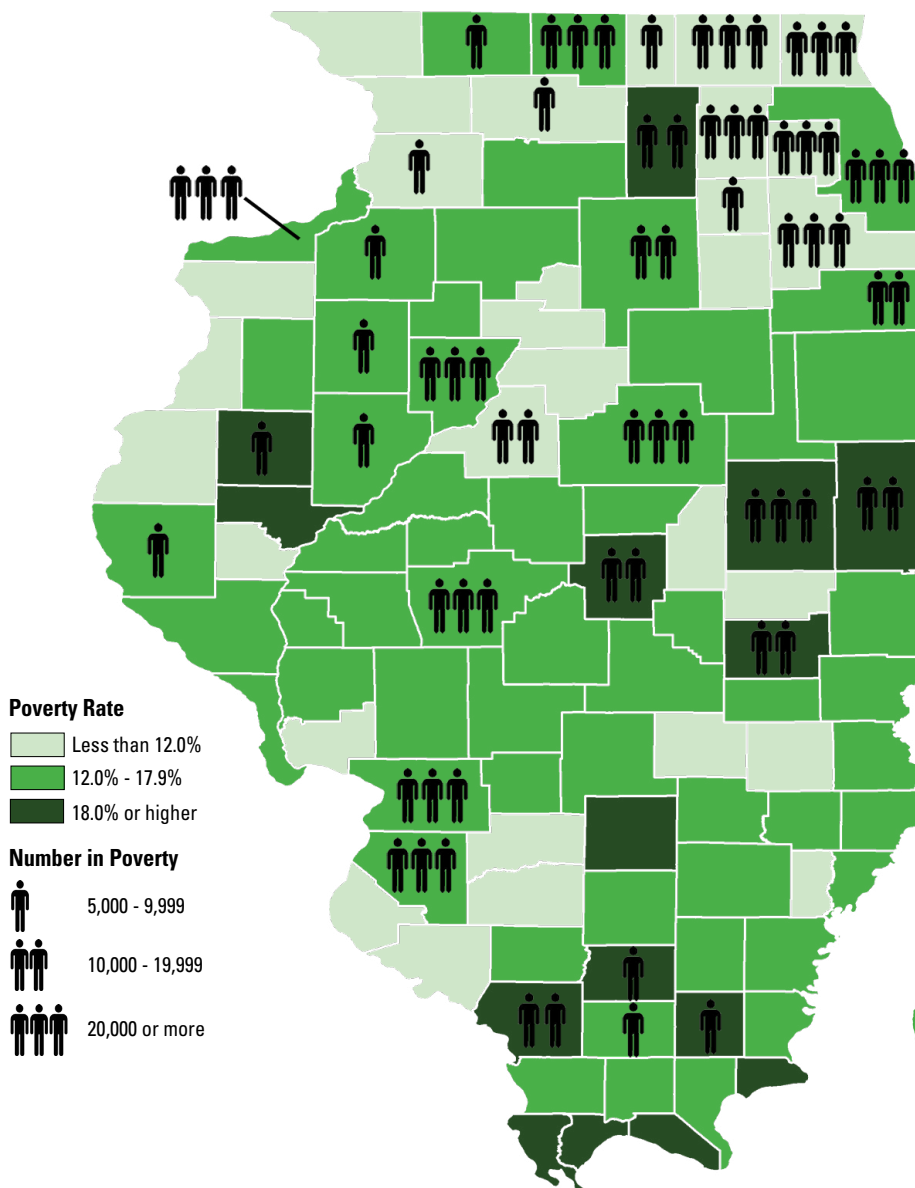
Chicago Region Poverty by County, 2016^a

Geography	Extreme Poverty (0-49% FPL)	Poverty (0-99% FPL)	Low Income (100-199% FPL)
6-County Region	455,048 5.5%	1,013,725 12.3%	1,313,841 16.0%
Chicago	226,763 8.6%	505,365 19.1%	538,384 20.3%
Suburban Cook County	120,934 4.9%	257,877 10.4%	393,914 16.0%
Cook County	347,697 6.8%	763,242 14.9%	932,298 18.2%
DuPage County	29,831 3.3%	63,806 7.0%	97,860 10.7%
Kane County	22,295 4.2%	56,729 10.8%	76,679 14.6%
Lake County	26,223 3.8%	58,653 8.5%	85,802 12.5%
McHenry County	9,610 3.2%	23,974 7.9%	35,953 11.8%
Will County	19,392 2.9%	47,321 7.0%	85,249 12.6%

Share of Region's Poor in Suburbs, 2000 and 2016^a



2016 COUNTY MAP



CITATIONS

¹ Author's analysis of data from U. S. Census Bureau's American Community Survey 1-year estimates program, 2016.

² Author's analysis of data from U.S. Census Bureau's 1960 Decennial Census, 1970 Decennial Census, 1980 Decennial Census, 1990 Decennial Census, 2000 Decennial Census, and American Community Survey 1-year estimates program, 2016.

³ Author's analysis of U.S. Census Bureau's Poverty Thresholds;

[available here.](#)

⁴ Author's analysis of data from U. S. Census Bureau's American Community Survey 1-year estimates program, 2016.

⁵ *Ibid.*

⁶ *Ibid.*

⁷ *Ibid.*

⁸ *Ibid.*

The Social IMPACT Research Center (IMPACT), a Heartland Alliance program, conducts applied research in the form of evaluations, data services, and studies for decision makers in nonprofits, advocacy groups, foundations, governments, coalitions, and the media to help them inform and improve their work. Visit www.socialimpactresearchcenter.org to learn more.

Heartland Alliance for Human Needs & Human Rights—the leading anti-poverty organization in the Midwest—believes that all of us deserve the opportunity to improve our lives. Each year, we help ensure this opportunity for nearly one million people around the world who are homeless, living in poverty, or seeking safety. Visit www.heartlandalliance.org to learn more.

33 West Grand Avenue, Suite 500, Chicago, Illinois 60654
312.870.4949
research@heartlandalliance.org

HEARTLAND
ALLIANCE
ENDING POVERTY